




Keeping your home safe and comfortable in a humid environment

Do you know humidity can affect your health and cause damage to your home? According to experts, the optimal humidity level for confined indoor spaces should be kept within 30% to 50%. Anything that goes beyond this range is either too dry or too wet. It does not only impact indoor air quality but also causes visible mould growth, cracking furniture, rotting walls and flooring.


Source: Kangaroo

Potential risks and impacts of dryness or humidity




Health issue

Dry air impacts our respiratory tracts and causes inflammation. It also causes dry skin and damages our skin complexion.



Broken furniture and flooring

Loss of water moisture in wooden furniture and flooring causes them to crack as it shrinks the wood and speeds up deterioration.




Increased bacteria levels in the air

Harmful organisms (such as mould, dust mites, fungus and bacteria) tend to grow quickly in a humid environment. It will negatively affect our health and cause permanent damage to our home fixtures.


8 easy ways to manage your home's moisture level in any season

When the room's humidity level is too high...




Use dehumidifiers

Conduct a thorough dehumidification session at home on a regular basis, in particular for damp areas such as bathroom and kitchen.



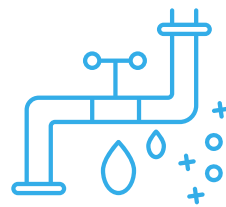
Moisture absorber

Place anti-moisture packets such as silica gel desiccant packets in storage areas to keep your personal valuables dry and avoid bacteria growth.



Ventilation

Allow cool fresh air to circulate through the confines of your home by opening windows and doors and/or turning on a powerful exhaust fan.



Inspect any water leakage

Check to see if rain is seeping in through the windows and if the sealant around the windows is damaged, or/and any broken gutters or drainpipes.



Use air conditioners

Control home temperature with air conditioning. It helps cool down hot air and reduce dampness during the summer days.



Install humidity sensors

Monitor humidity levels by using smart home devices such as humidity/water leakage sensors to help you take timely preventive measures.



Quick tips #1

Prevention is always better than cure. It's advisable to use a smart home device to track and monitor home water leakage and humidity level to prevent avoidable accidents that could potentially harm your home and wellbeing.

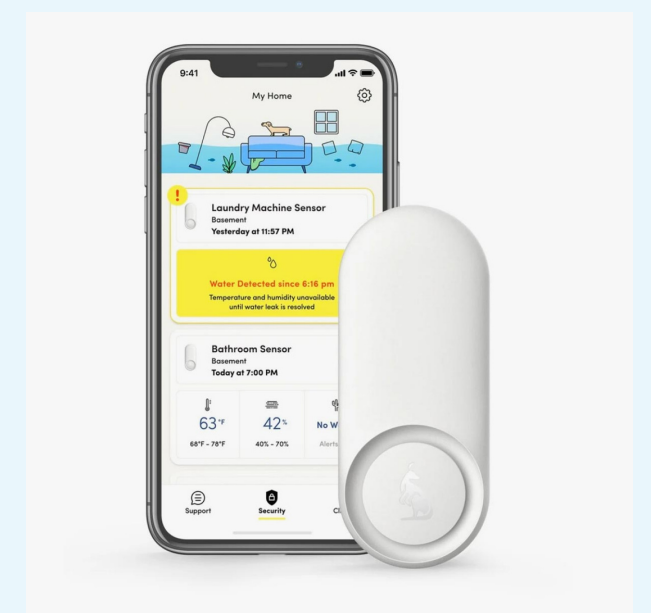


Image of Kangaroo's Water and Climate sensor, courtesy of Kangaroo. [Learn more.](#)

When the room's humidity level is too low...



Natural evaporation

Place a glass of water, leave wet towels and clothes out to dry near a radiator or air heating system.



Use humidifiers

Conduct a thorough humidification session at home on a regular basis, in particular when the air heating system is on (eg. heater)



Quick tips #2

Ensure water is placed on a flat surface and do not place water near any electric plugs, sockets and/or adaptors to eliminate the chances of a home fire.

What is QBE Hong Kong's Home Plus Protection Package?

- All-round protection for your Home Contents, from those contained in your home to those in your bank's safe deposit box or during transit to your new home
- Comprehensive and flexible optional covers to suit your needs, including Personal Valuables, Personal Liability and Domestic Employer's Liability
- Additional cover for your temporary accommodation as a result of an accident
- Worry free from liability and legal costs for defending a claim arising from your home
- 24/7 online home claims platform with access to QBE's panel home contractor for faster claims settlement and repair services. Enjoy exclusive benefits* such as no upfront payment and 12-month workmanship warranty
- Receive a complimentary smart home device "Kangaroo" water and climate sensor

(*) Terms & Conditions apply.